





## Adolescents reporting familiarity with markers of trafficking, 2015-16 and 2018-19

### Respondent's own experience

#### Taken elsewhere with false promises of a marriage





	2015-2016	2018-2019
	0.0%	0.1%
	0.0%	0.5%

#### Parents/guardians had been approached with offers of marriage to grooms from outside the state





	2015-2016	2018-2019
	0.3%	1.7%
	1.9%	7.1%

### Respondent's sister/another girl of similar age in the family





#### Taken elsewhere with false promises of a marriage

	2015-2016	2018-2019
	0.5%	1.4%
	0.2%	0.9%
	0.5%	1.1%
	1.3%	2.7%

#### Parents/guardians had been approached with offers of marriage to grooms from outside the state

	2015-2016	2018-2019
	1.3%	2.5%
	3.1%	8.7%
	2.2%	5.5%
	6.1%	11.5%

### Any of the above marriage related markers

				
<b>2015-2016</b>	1.8%	3.5%	2.6%	8.2%
<b>2018-2019</b>	4.0%	10.6%	6.4%	18.1%



Younger boys aged 10-14 in 2015-16



Younger girls aged 10-14 in 2015-16



Older boys aged 15-19 in 2015-16



Older girls aged 15-19 in 2015-16